

RESULT HIGHLIGHTS AISSE : 2016-17 [CLASS X]

SCHOOL TOPPERS (WITH CGPA-10)



Mathanki Mehra



Varinda Kapoor



Prabhnoor Kaur



Tashar Daa



Pabak Jain



Sana Vohra




Mishika Kharana




Ridhi Shah



Bhargya Jindal



Arnav Mittal



Aadvik Thapar



Akashi Mishra



Ambika Garg



Eshika Garg



Krishi Garg



Samarath Jain



Shivam Garg



Tanisha Jain



Tavi Arora




Divyanshi Mittal



Harnoor Singh Kablon



Ishika Aggarwal



Jasnoor Kaar



Shivam Singh

OVERALL PERFORMANCE OF THE SCHOOL

Particulars	Total No.	(%)
Students Appeared	128	NA
Passed	128	100
Failed	0	0
Compartments	0	0
Total No. of Boys	83	64.8
Total No. of Girls	45	35.2
Students Appeared for Board Based Examination	1	0.8
Students Appeared for School Based Examination	127	99.2
Number of Students scoring CGPA=10	24	18.9
Number of Students scoring CGPA above 9.0 i.e. securing Grade A1	53	41.4
Number of Students scoring CGPA from 8.1-9.0 i.e. securing Grade A2	32	25
Number of Students scoring CGPA from 7.1-8.0 i.e. securing Grade B1	28	21.9
Number of Students scoring CGPA from 6.1-7.0 i.e. securing Grade B2	14	10.9
Number of Students scoring CGPA from 5.1-6.0 i.e. securing Grade C1	1	0.8
Number of Students scoring CGPA from 4.1-5.0 i.e. securing Grade C2	0	0.0
Number of Students scoring CGPA less than 4.0 i.e. securing Grade D, E1 or E2	0	0.0
School Average	8.6	

SUBJECT MEAN ANALYSIS (On Grade point basis)

SUBJECT	MEAN GRADE POINT
ENGLISH	9.0
HINDI	9.1
PUNJABI	8.3
MATHS	8.5
SCIENCE	8.6
SOCIAL SCIENCE	8.4
FIT	7.9

OVERALL AGG MEAN	8.6
-------------------------	------------

SUBJECT WISE RANGE LIST

SUBJECT	A1 GRADES	A2 GRADES	B1 GRADES	B2 GRADES	C1 GRADES	C2 GRADES
	(91%-100%)	(81%-90%)	(71%-80%)	(61%-70%)	(51%-60%)	(41%-50%)
ENGLISH	41	51	27	9	0	0
HINDI	24	26	10	3	0	0
PUNJABI	15	10	23	16	1	0
MATHS	42	25	32	16	11	2
SCIENCE	38	31	32	20	6	1
SOCIAL SCIENCE	32	31	31	21	12	1
FIT	21	31	17	32	24	3

SUBJECTWISE GRADE PERFORMANCE (STUDENTS WITH GRADES A1 OR A2)

SUBJECT	Appeared	Total Nos. of A1 & A2	(%)
ENGLISH	128	92	71.9
HINDI	63	50	79.4
PUNJABI	65	25	39.5
MATHS	128	67	52.3
SCIENCE	128	69	53.9
SOCIAL SCIENCE	128	63	49.2
FIT	128	52	40.6